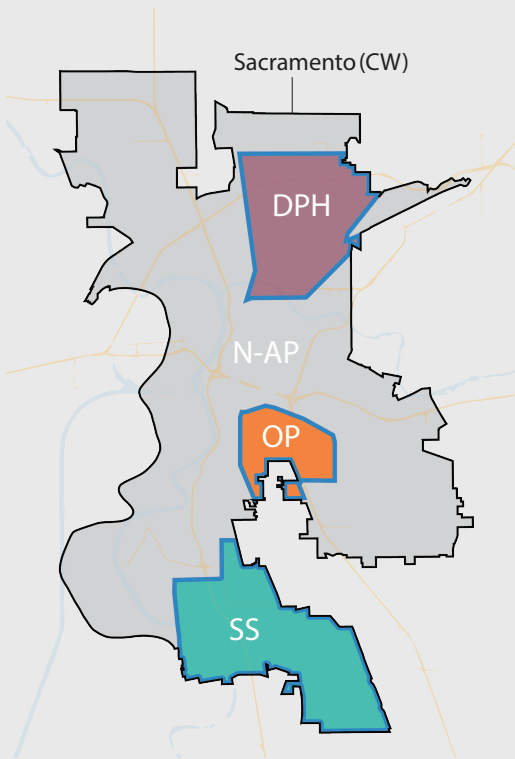


# Advance Peace Sacramento Year One

July 2018 - June 2019

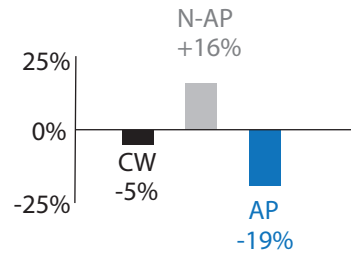


## LEGEND

- C** City of Sacramento
- N-AP** Non-Advance Peace Areas
- AP** Advance Peace Intervention Areas
- DPH** Del Paso Heights
- O** Oak Park
- SS** South

Produced by the Institute of Urban and Regional Development | UC Berkeley | for more information contact [jcorburn@berkeley.edu](mailto:jcorburn@berkeley.edu)

## Gun Assaults & Homicides

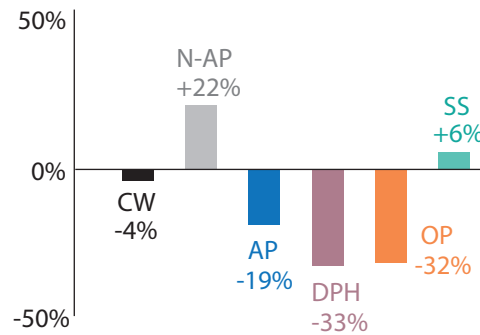


Percent change in gun homicides & assaults compared to 2014-2018 July-June average

**19% ↓**

In the first full year of the program, Advance Peace Intervention areas saw a 19% decrease in gun homicides and assaults compared to area averages from 2014-2018.

## Gun Assaults

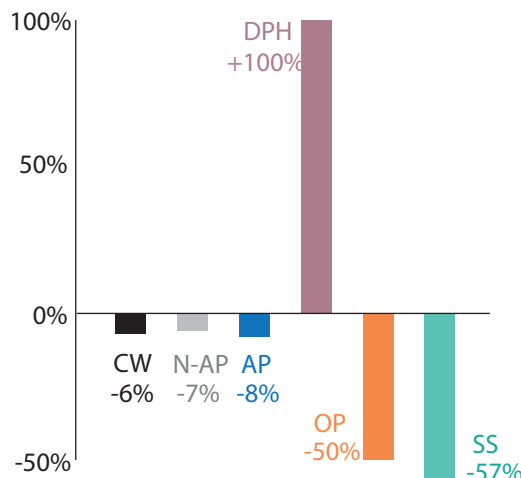


Percent change in gun assaults compared to 2014-2018 July-June average

**19% ↓**

Advance Peace areas saw a 19% decrease in gun assaults compared to the area averages from 2014-2018.

## Gun Homicides



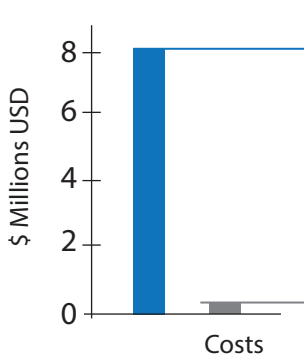
Percent change in gun homicides compared to 2014-2018 July-June average

**8% ↓**

Advance Peace areas saw an 8% decrease in gun homicides compared to the area averages from 2014-2018.



## Cost Savings



# \$8.1 M

City savings in year one of advance peace


# \$375 k

Annual city costs for Advance Peace

## Deaths & Injuries Prevented

**43** Gun assaults and/or murders prevented

**\$19-34 M** Estimated Cost Savings



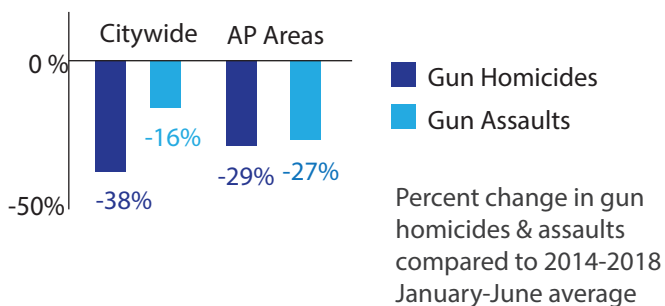
● 1 Shooting with injury  
Cost: \$435 K

● 1 Gun homicide  
Cost: \$1 M

\* Cost Estimates from The Public Policy Institute of CA

## Reductions In Gun Violence

First 6 months: January - June, 2019

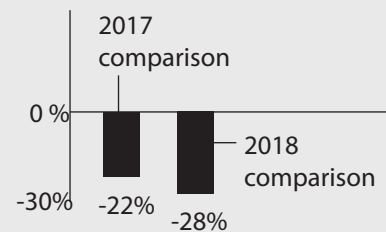


## Advance Peace Activities

- 6 Neighborhood Change Agents (NCAs)
- 67 Senior Fellows
- 53 Junior Fellows
- 43 Murders avoided by interrupting imminent gun violence
- 32 Social media conflicts mediated
- 182 Community conflicts mediated that could have escalated into gun violence
- 48 Shootings responded to & Advance Peace helped avoid further retaliatory violence

## Citywide Impacts

January - September, 2019



Percent change in 2019 citywide gun homicides & assaults compared to prior years

Produced by the Institute of Urban and Regional Development | UC Berkeley | for more information contact [jcorburn@berkeley.edu](mailto:jcorburn@berkeley.edu)

